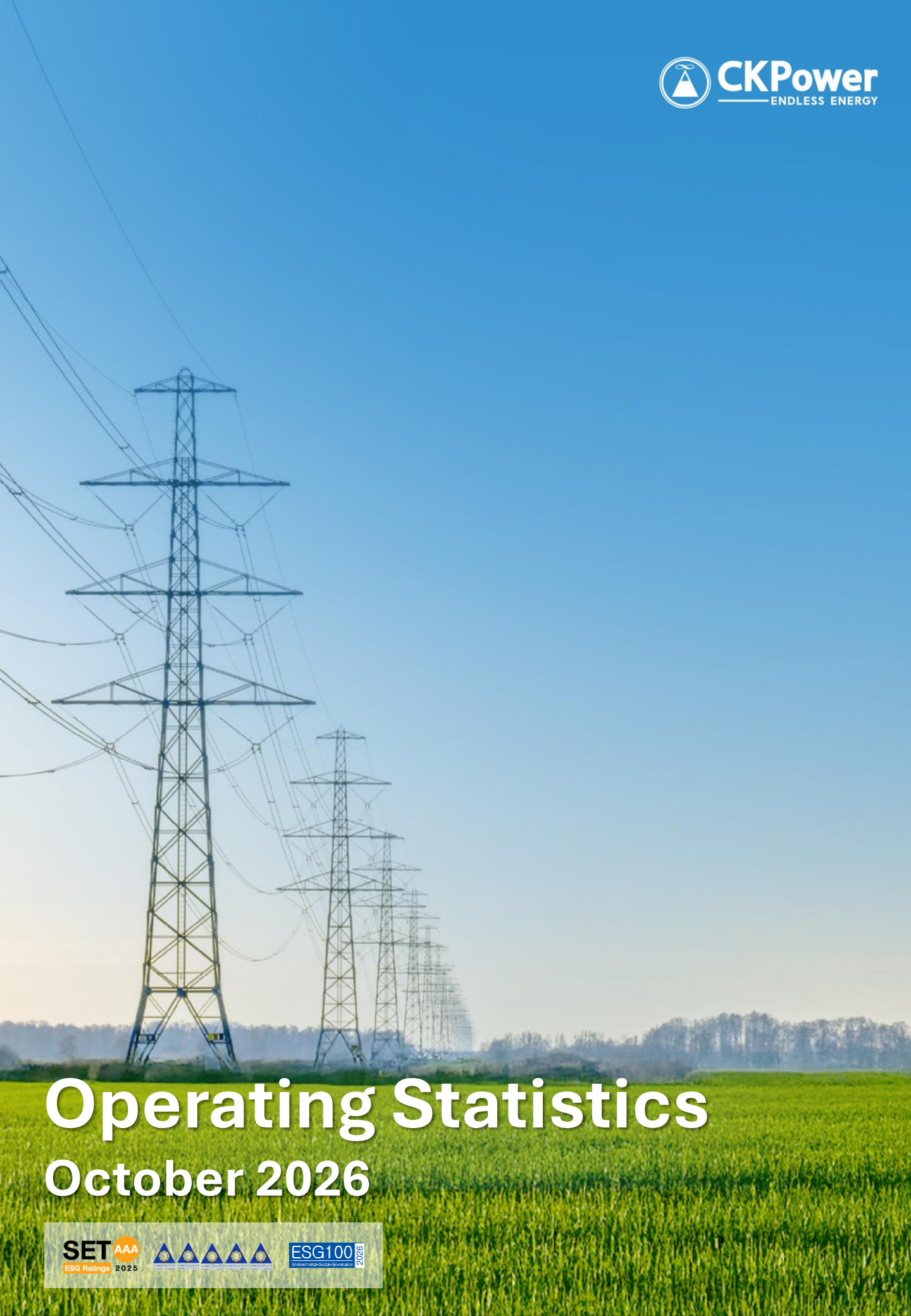

CKPower
ENDLESS ENERGY

Operating Statistics

October 2026

SET AAA ESG Ratings 2025

ESG100 2026

NAM NGUM 2 HYDROELECTRIC POWER PLANT

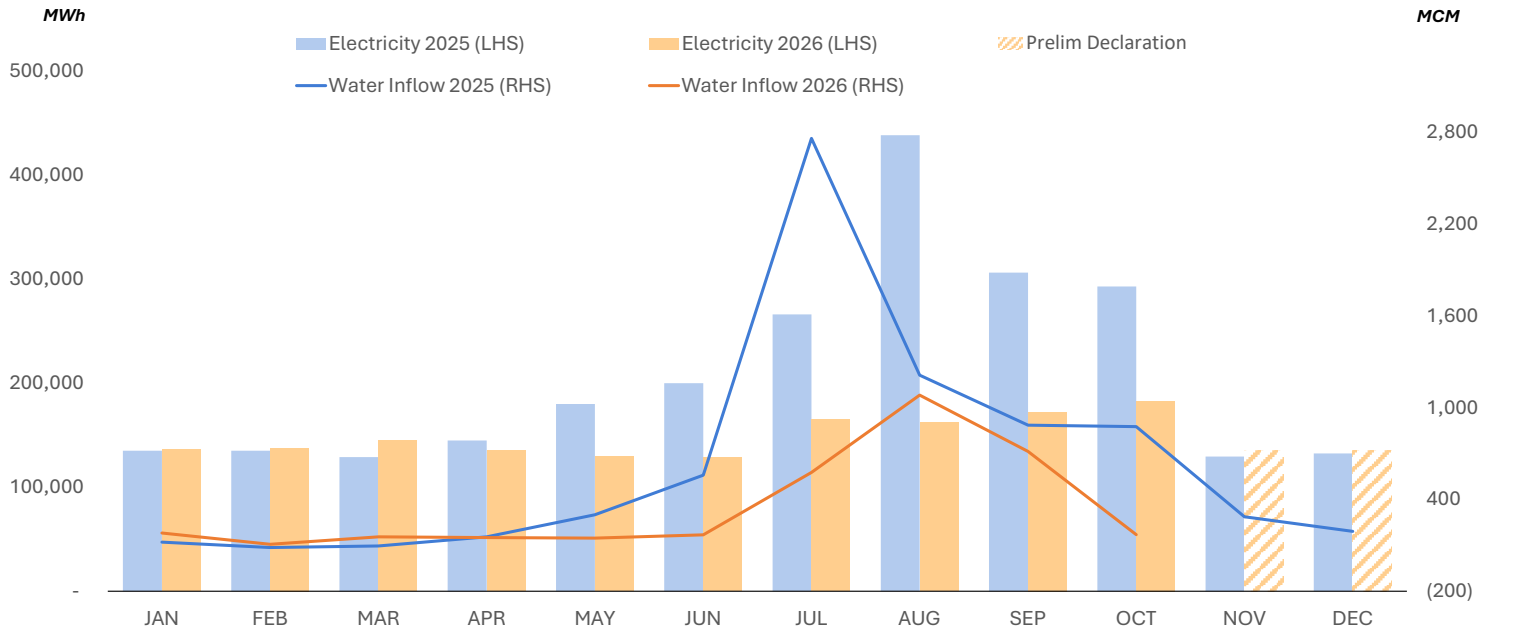

2025	JAN	FEB	MAR	APR	MAY	JUN	JUL	AUG	SEP	OCT	NOV	DEC	10M 2025	TOTAL
PE (MWh)	135,000	135,000	128,896	144,825	180,000	200,000	213,804	240,000	248,000	180,000	129,457	132,514	1,805,525	2,067,496
SE (MWh)	-	-	-	-	-	-	-	6,000	58,215	-	-	-	64,215	64,215
EE (MWh)	-	-	-	-	-	-	52,307	192,244	-	107,934	-	-	352,485	352,485
TE (MWh)	-	-	-	-	-	-	-	-	-	4,959	-	-	4,959	4,959
TOTAL (MWh)	**135,000**	**135,000**	**128,896**	**144,825**	**180,000**	**200,000**	**266,110**	**438,244**	**306,215**	**292,894**	**129,457**	**132,514**	**2,227,184**	**2,489,155**
Water Inflow (MCM)	121	86	96	156	300	558	2,760	1,212	885	876	286	191	7,049	7,527
Reservoir Level (MASL)	369	367	363	360	356	354	373	372	372	372	372	372		

2026	JAN	FEB	MAR	APR	MAY	JUN	JUL	AUG	SEP	OCT	NOV	DEC	10M 2026	TOTAL
PE (MWh)	136,236	137,885	144,649	135,487	129,599	128,406	164,957	155,000	163,344	175,000			1,470,563	
SE (MWh)	-	-	-	-	-	-	-	7,088	8,737	7,860			23,685	
EE (MWh)	-	-	-	-	-	-	-	-	-	-			-	
TE (MWh)	-	-	-	-	-	-	-	-	-	-			-	
TOTAL (MWh)	**136,236**	**137,885**	**144,649**	**135,487**	**129,599**	**128,406**	**164,957**	**162,088**	**172,082**	**182,860**			**1,494,248**	
Water Inflow (MCM)	181	107	155	150	147	169	577	1,082	714	169			3,451	
Reservoir Level (MASL)	370	368	363	360	358	355	356	364	366	363				

% YoY Change	JAN	FEB	MAR	APR	MAY	JUN	JUL	AUG	SEP	OCT	NOV	DEC	10M 2026	TOTAL
Electricity	0.9%	2.1%	12.2%	(6.4%)	(28.0%)	(35.8%)	(38.0%)	(63.0%)	(43.8%)	(37.6%)			(32.9%)	
Water Inflow	50.0%	24.7%	62.2%	(3.4%)	(51.0%)	(69.8%)	(79.1%)	(10.8%)	(19.3%)	(80.7%)			(51.1%)	

Note: Nam Ngum 3 Hydroelectric Power Project, located upstream of Nam Ngum 2 Hydroelectric Power Plant, has started impounding water during Q2 2026.

(1) LHS = Left-hand Side, RHS = Right-hand Side

CKPower ENDLESS ENERGY

BANGPA-IN COGENERATION POWER PLANT

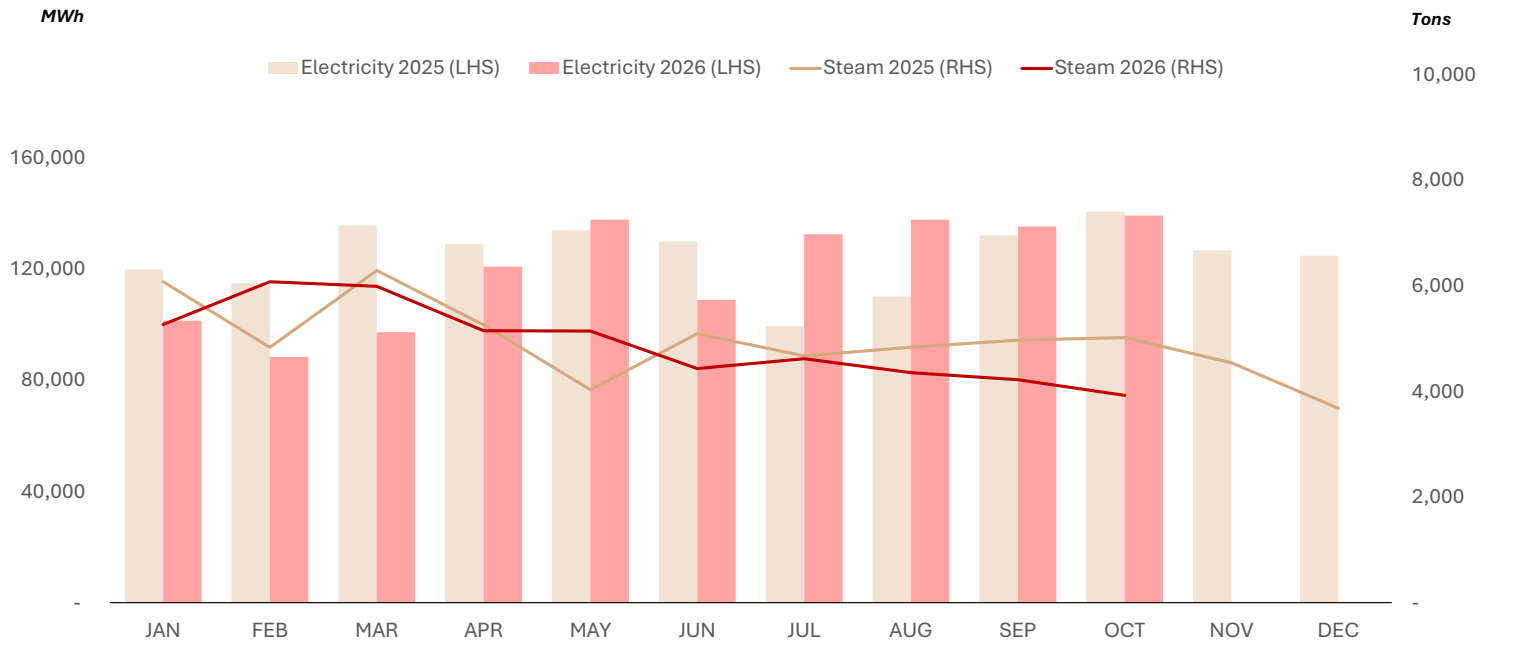

2025	JAN	FEB	MAR	APR	MAY	JUN	JUL	AUG	SEP	OCT	NOV	DEC	10M 2025	TOTAL
Electricity (MWh)	119,958	115,007	135,823	129,112	134,068	129,936	99,578	110,199	132,174	140,715	126,798	124,883	1,246,571	**1,498,251**
Steam (Tons)	6,080	4,835	6,294	5,262	4,034	5,097	4,674	4,841	4,972	5,022	4,543	3,682	51,111	**59,336**

2026	JAN	FEB	MAR	APR	MAY	JUN	JUL	AUG	SEP	OCT	NOV	DEC	10M 2026	TOTAL
Electricity (MWh)	101,485	88,470	97,374	120,940	137,887	108,973	132,589	137,848	135,396	139,317			1,200,282	
Steam (Tons)	5,270	6,080	5,992	5,153	5,145	4,436	4,622	4,357	4,223	3,927			49,205	

% YoY Change	JAN	FEB	MAR	APR	MAY	JUN	JUL	AUG	SEP	OCT	NOV	DEC	10M 2026	TOTAL
Electricity	(15.4%)	(23.1%)	(28.3%)	(6.3%)	2.8%	(16.1%)	33.2%	25.1%	2.4%	(1.0%)			(3.7%)	
Steam	(13.3%)	25.7%	(4.8%)	(2.1%)	27.5%	(13.0%)	(1.1%)	(10.0%)	(15.1%)	(21.8%)			(3.7%)	

(1) LHS = Left-hand Side, RHS = Right-hand Side

CKPower ENDLESS ENERGY

XAYABURI HYDROELECTRIC POWER PLANT

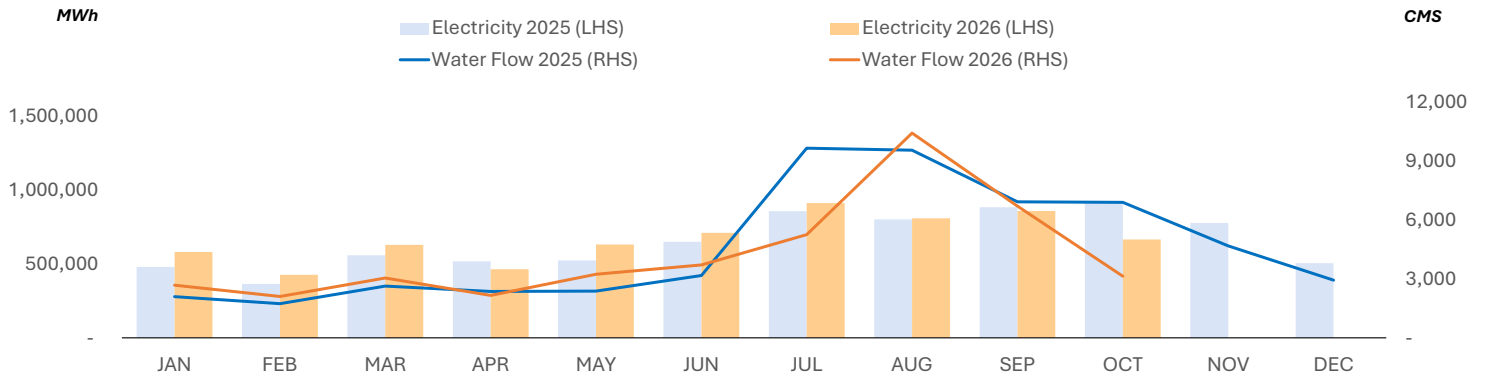

2025	JAN	FEB	MAR	APR	MAY	JUN	JUL	AUG	SEP	OCT	NOV	DEC	10M 2025	TOTAL
PE (MWh)	285,678	219,743	307,423	310,956	310,368	383,336	481,071	435,460	492,280	507,410	456,293	345,545	3,733,726	4,535,563
SE (MWh)	95,381	62,866	114,308	101,405	106,714	125,864	191,153	156,809	204,999	207,530	111,200	-	1,367,030	1,478,230
EE (MWh)	94,491	79,380	107,510	106,273	107,889	142,105	172,143	169,617	162,340	171,242	169,623	153,392	1,312,990	1,636,006
TE (MWh)	-	-	-	-	-	-	-	-	-	-	12,483	-	-	12,483
EGAT TOTAL (MWh)	**475,550**	**361,989**	**529,241**	**518,634**	**524,971**	**651,305**	**844,367**	**761,886**	**859,620**	**886,183**	**749,599**	**498,938**	**6,413,746**	**7,662,282**
EDL (MWh)	4,890	3,706	31,020	-	-	-	14,868	40,920	26,189	42,299	29,522	7,720	163,892	201,135
GRAND TOTAL (MWh)	**480,440**	**365,695**	**560,261**	**518,634**	**524,971**	**651,305**	**859,235**	**802,805**	**885,809**	**928,482**	**779,121**	**506,658**	**6,577,638**	**7,863,417**
Monthly Avg Water Flow (CM/s)	2,093	1,737	2,633	2,360	2,380	3,170	9,642	9,536	6,913	6,889	4,673	2,935	4,735	4,580

2026	JAN	FEB	MAR	APR	MAY	JUN	JUL	AUG	SEP	OCT	NOV	DEC	10M 2026	TOTAL
PE (MWh)	329,882	251,926	350,230	276,952	354,204	414,519	505,696	452,352	470,312	398,529			3,804,601	
SE (MWh)	113,383	83,487	134,331	85,360	127,175	144,703	188,868	164,130	182,383	130,773			1,354,594	
EE (MWh)	130,392	85,702	122,465	99,011	127,891	152,059	182,709	154,451	171,502	136,036			1,362,219	
TE (MWh)	-	-	-	-	-	-	-	-	-	-			-	
EGAT TOTAL (MWh)	**573,658**	**421,115**	**607,025**	**461,323**	**609,269**	**711,281**	**877,274**	**770,933**	**824,197**	**665,338**			**6,521,413**	
EDL (MWh)	7,656	5,736	22,891	4,038	23,774	453	36,484	39,082	36,322	936			177,374	
GRAND TOTAL (MWh)	**581,314**	**426,851**	**629,917**	**465,361**	**633,044**	**711,735**	**913,758**	**810,015**	**860,519**	**666,274**			**6,698,787**	
Monthly Avg Water Flow (CM/s)	2,681	2,103	3,041	2,161	3,229	3,702	5,244	10,409	6,696	3,130			4,240	
SE Account (MWh)														
Beginning	136,667	136,667	136,667	136,667	136,667	136,667	136,667	136,667	136,667	136,667			136,667	
Added (+)	-	-	-	-	-	-	-	-	-	-			-	
Used (-)	-	-	-	-	-	-	-	-	-	-			-	
Ending	**136,667**	**136,667**	**136,667**	**136,667**	**136,667**	**136,667**	**136,667**	**136,667**	**136,667**	**136,667**			**136,667**	

% YoY Change	JAN	FEB	MAR	APR	MAY	JUN	JUL	AUG	SEP	OCT	NOV	DEC	10M 2026	TOTAL
Electricity	21.0%	16.7%	12.4%	(10.3%)	20.6%	9.3%	6.3%	0.9%	(2.9%)	(28.2%)			1.8%	
Water Inflow	28.1%	21.0%	15.5%	(8.4%)	35.7%	16.8%	(45.6%)	9.2%	(3.1%)	(54.6%)			(10.5%)	

(1) LHS = Left-hand Side, RHS = Right-hand Side

CKPower ENDLESS ENERGY

BANGKHENCHAI SOLAR POWER PLANT



2025	JAN	FEB	MAR	APR	MAY	JUN	JUL	AUG	SEP	OCT	NOV	DEC	10M 2025	TOTAL
Electricity (MWh)	1,882	1,667	1,977	1,917	1,683	1,754	1,623	1,806	1,591	1,570	1,628	1,887	17,468	**20,983**

2026	JAN	FEB	MAR	APR	MAY	JUN	JUL	AUG	SEP	OCT	NOV	DEC	10M 2026	TOTAL
Electricity (MWh)	1,968	1,718	2,025	1,916	1,838	1,794	1,709	1,579	2,242	2,743			19,531	

% YoY Change	JAN	FEB	MAR	APR	MAY	JUN	JUL	AUG	SEP	OCT	NOV	DEC	10M 2026	TOTAL
Electricity	4.6%	3.1%	2.4%	(0.0%)	9.2%	2.3%	5.3%	(12.6%)	40.9%	74.6%			11.8%	

(1) Included electricity production from solar rooftop and farm power plants under BKC and BEM solar power plants.

CKPower ENDLESS ENERGY